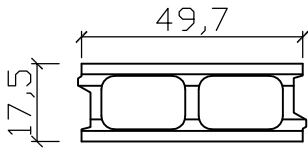
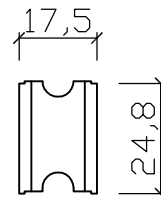
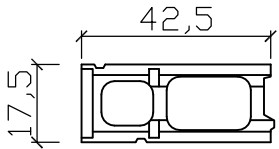


# SB-Steinprogramm SB 17,5

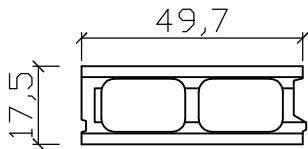
Allgemeine bauaufsichtliche Zulassung Nr.: Z-15.2-163



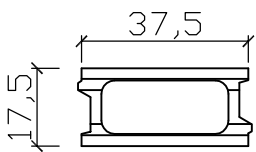
**Normalstein 1/1**



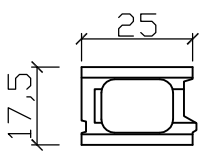
**Eckstein**



**1/1 Endstein**



**3/4 Stein**



**1/2 Stein**

## Technische Daten

Wanddicke cm	17,5cm
Kerndicke cm	12cm
Betonrohddichte N/dm <sup>3</sup>	1,0
Betonvolumen ltr./m <sup>2</sup>	96 ltr./m <sup>2</sup>
Wandgewicht ohne Putz KN/m <sup>2</sup>	3,09 KN/m <sup>2</sup>
Schalldämmmaß R`w-dB	> 54 dB (Messwert)
Kernbetonfläche cm <sup>2</sup>	680 cm <sup>2</sup> /m
zulσ MN/m <sup>2</sup> e=0,00	3,742 MN/m <sup>2</sup>