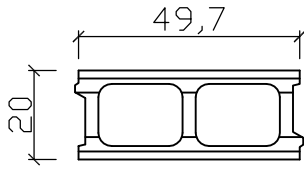
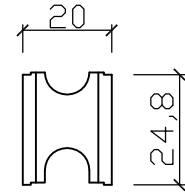
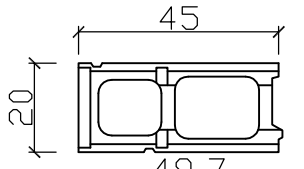


SB-Steinprogramm SBS 20

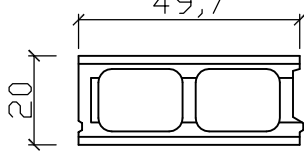
Allgemeine bauaufsichtliche Zulassung Nr.: Z-15.2-163



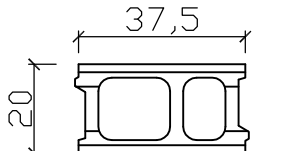
Normalstein 1/1



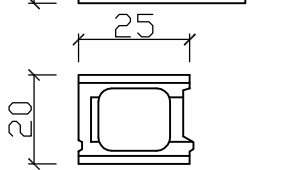
Eckstein



1/1 Endstein



3/4 Stein



1/2 Stein

Technische Daten

Wanddicke cm	20cm
Kerndicke cm	14cm
Betonrohddichte N/dm ³	1,4
Betonvolumen ltr./m ²	117 ltr./m ²
Wandgewicht ohne Putz KN/m ²	3,99 KN/m ²
Schalldämmmaß R`w-dB	> 58 dB (Messwert)
Kernbetonfläche cm ²	860 cm ² /m
zulσ MN/m ² e=0,00	4,608 MN/m ²