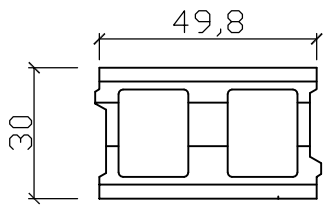
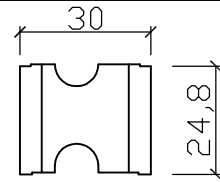
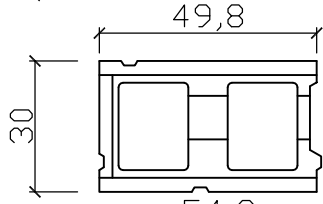


# SB-Steinprogramm SB 30

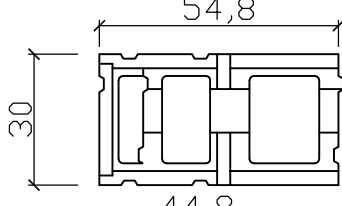
Allgemeine bauaufsichtliche Zulassung Nr.: Z-15.2-163



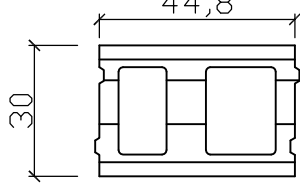
1/1 Normalstein



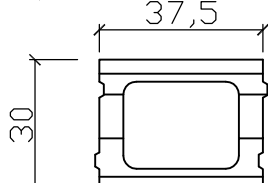
1/1 Eckstein



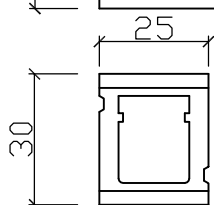
55cm Eckstein



45cm Stein



3/4 Stein



1/2 Stein

## Technische Daten

Wanddicke cm	30cm
Kerndicke cm	20cm
Betonrohddichte N/dm <sup>3</sup>	1,0
Betonvolumen ltr./m <sup>2</sup>	145 ltr./m <sup>2</sup>
Wandgewicht ohne Putz KN/m <sup>2</sup>	5,03 KN/m <sup>2</sup>
Schalldämmmaß R <sub>w</sub> -dB	> 56 dB
Kernbetonfläche cm <sup>2</sup>	1250 cm <sup>2</sup> /m
zulσ MN/m <sup>2</sup> e=0,00	6,184 MN/m <sup>2</sup>